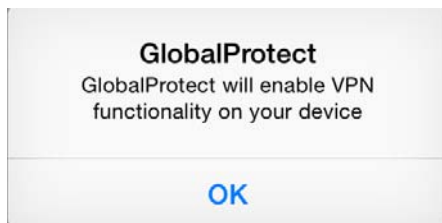


Connecting to GlobalProtect VPN

1. Open up the GlobalProtect app



2. Click OK



3. Portal: **remote.whissell.ca**

Enter in your Username:

Enter in your Password:

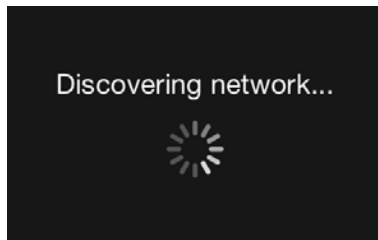
Click Connect

GlobalProtect Settings

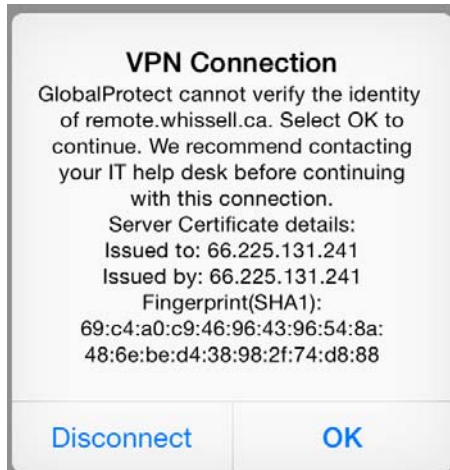
Portal	remote.whissell.ca ⓘ
Username	Ask every time
Password	Ask every time

Connect

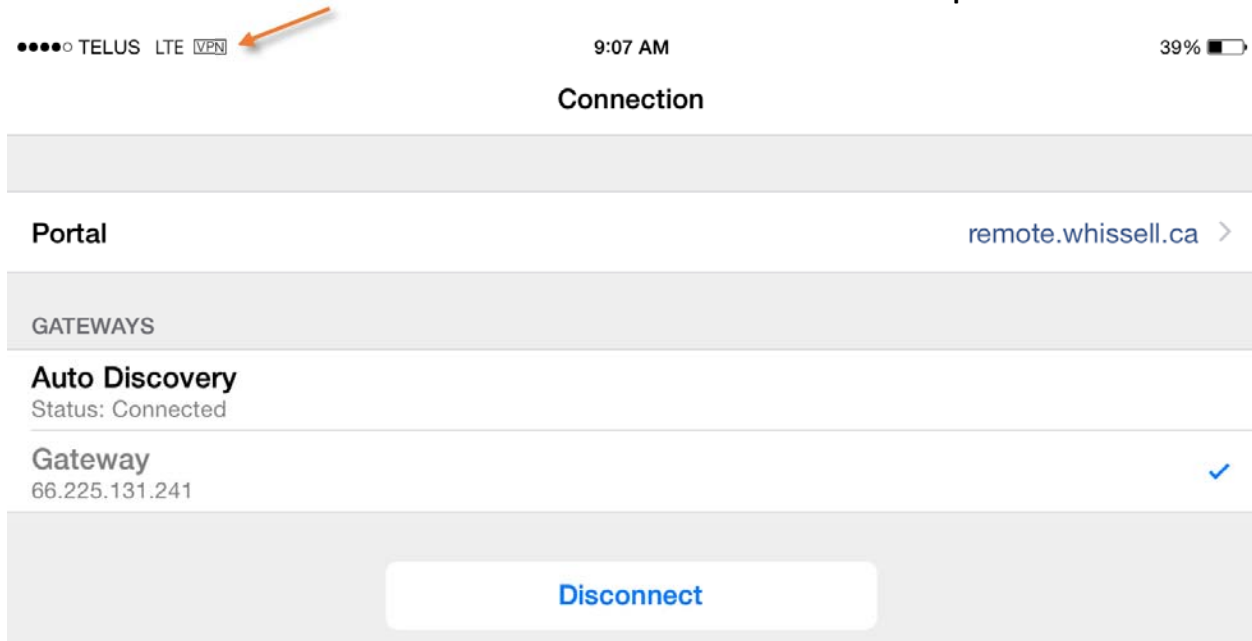
4. Wait for network discovery



5. Click OK



6. Notice the VPN connection icon. You are now connected. Your username and password will be saved.



7. You can now proceed to logging onto B2W

VPN only needs to be running when you access B2W. Don't forget to Disconnect from the VPN when you're done!